



THE HABA LETTER

The Newsletter of the Houston Area Blacksmith's Association Inc. (HABA)

HABA Web Site: www.habairon.org

July 2000 Edition

BOARD OF DIRECTORS:

David W. Koenig – President

7418 Branch Point, Houston, TX 77095-2649

281-855-2869

76021.3660@compuserve.com

Larry Newbern – Vice President

4918 Foster School Road Needville, TX 77461

409-793-4362

brazosforge@cs.com

Larry Hoff – Treasurer

8026-Durklyn, Houston, TX 77070-3747

281-890-8822

Frank Walters – Secretary

13703 Larkway, Sugarland, TX 77478

281-491-7328

oteroforge@wtez.net

HABA Membership Enrollment

Not Meeting Expectations!

Next HABA Meeting at Schindler Metalworks

9 AM Saturday August 19

THE HABA LETTER CONTENTS

August HABA Meeting – Page 2.

July HABA Meeting Report – Page 3.

Future HABA Meetings – Page 5

September – Page 5.

October – Page 6.

November – Page 6

December - Page 6.

Business Issues – Page 7.

Rust Finish for Steel– Page 7.

Coming Events – Page 8

Hammerfest 2000 - Page 8.

Banging on the Bayou – Page 9.

Free Turley Demo – Page 9.

HABA Family Membership Form – Page 9.

The Fine Print - Page 10.

AUGUST HABA MEETING – August 19, 2000

The August HABA meeting will start at 9:00 AM.

This be a different kind of HABA meeting!

First we will meet at a new location, the Schindler Metalworks near downtown Houston. Guido Schindler is the owner.

From Guido's shop we will carpool and visit two architectural antique shops to look at some old ironwork in the form of large gates, window grills, transoms, door grills and who know what else. This will be an opportunity to see how things are put together, compare different styles and see some unique forgings.

Guido Schindler is a Swiss trained and licensed metalworker with a masters degree on metalworking and security structures. Most of Guido's work is metal fabrication. This meeting will be an opportunity to see some of his work , get a tour of his shop and get a demonstration of European hand filing techniques.

From Guido's shop we will drive down to Westheimer and vist The Emporium, Houston's largest resource for residential and commercial architectural antiques. The Emporium is located at 1800 Westheimer.

From The Emporium we will go towards down town Houston to Adkins Architectural Antiques and Treasures. Akdins is located at 3515 Fannin.

Maps and directions will be provided for drivers at Schindler Metalworks.

For those of you who would like a virtual preview here are some websites to check out:

www.schindlermetalworks.com

www.the-emporium.com

www.adkinsantiques.com

What to Bring

HABA will provide soda and directions.

Pack a lunch or bring a few bucks for lunch. There are lots of places to eat where we are going.

Bring a small hand mirror if you have one. You might find it really handy to look at some connection you cannot see from the front.

Safety glasses with side shields.

Directions to Schindler Metalworks

Schindler Metalworks is located near downtown Houston. The address is 2498 Crocket Street. The phone number is 713-880-9787.


The easiest way to get to the shop is from I 10. From the 610 Loop West go East on I 10 towards downtown. Take the Taylor exit and go South, to the right. (The Taylor exit is the last exit on I 10 before the downtown Smith Street exit.) Continue South on Taylor. You will see Rose Steel on your right. Stay to the right when Taylor Y's to the left and the street name changes to Sawyer.

Go to the first stop light. You will be at the intersection of Sawyer and Crockett. It is about one quarter of a mile from the freeway to the light. At the light turn right between two large blue warehouses. When you turn the corner you will know you are on the right street because there will be a large telephone at the end of Crockett. That is where you want to park. Schindler Metalworks will be on the left.

JULY HABA MEETING – C&S FORGE DOBBIN, TX



Twenty people arrived at C&S Forge on the morning of July 22 for a day of learning about the art and craft of blacksmithing and for a day of sharing what they know with someone else.



Please welcome a new HABA Member, Roy Rice. It did not take Roy long to get involved. As soon as the forge opened up he tried his hand at forging a two inch round rosette. Roy, we are looking forward to seeing you a lots of meetings.

Glen Gilmore stopped by to pay us a visit. HABA looks forward to seeing

you again.

Rogers Collins, Reynolds Cushman and Harvey Wise were at the meeting too. It's been a while and was really good to have you at a meeting again.


Harvey shared some of his experiences from the ABANA Flagstaff Conference with everyone...along with Charles Heathcock and Dave Koenig.

Rogers brought his copy of a portfolio of Cyril Colnick's work of Milwaukee, WI. Cyril was a contemporary of Samuel Yellin and probably as talented. The portfolio is one of six commissioned by the Francis Whitaker Foundation in 1996.


Charles and Sharon got the meeting kicked off about 9:30. Those attending the Flagstaff Conference touched on their respective highlights. Everyone has his own experiences at events like this. No one person can possibly see everything. It is safe to say that everyone at Flagstaff learned a lot and got even more motivated to try some new things.

After the overview of the ABANA Conference, Dave Koenig heated up an inch and a quarter inch round bar and forged a five sided rosette at the end. Dave is working on a door project that requires 40 of these rosettes. Several people liked the demonstration and tried their hand at it, Roy Rice, Larry Hoff and Tim Cowden that I can remember and one or two more people.

Ed Cotton somehow found a need to forge a set of outside dividers. They turned out well. It wasn't long before Larry Hoff decided he needed a set of dividers too. The last I noticed, Larry was doing some grinding on some part of his set.



A number of people took the time to look at the Colnik portfolio. It is not easy to see so many pictures of Colnik's work in one place. I am sure Rogers Collins is willing to bring that portfolio to another meeting. Next time we might be able to schedule it so more people can look at it.



Sharon Heathcock is also beginning to explore the art and craft of silver smithing. I understand Sharon was showing some of her work to others at the meeting. She showed me one of her bracelets a few days after the meeting and it was beautiful.

Somewhere around noon, Charles and Sharon rang the dinner bell. They prepared their version of Frito pie for everyone who wanted a bite to eat. We collected three dollars from everyone wanting to partake of this delicacy. Charles and Sharon promptly donated all of the meal proceeds to HABA. HABA thanks you as well as everyone who enjoyed the simple and delicious lunch.

Dave Koenig brought a display case made by Frank Walters. The case was built to advertise IronFest at the ABANA Conference last month. The case worked very well for this purpose. The case is roomy and portable. The top lid is a perfect sign holder and has a built-in flyer rack. When the lid is open the contents of the case is covered with a plexiglass cover. This cover was enough to keep the IronFest shirts dry during the first two minutes an afternoon downpour.

This display case will now serve as HABA's 'HABA-Dashery'. At the last meeting there were flyers about IronFest and the Grapevine, TX venue, HABA, and the Salt Fork Conference in Oklahoma. The case contained IronFest T-shirts and HABA hats for sale. There is a 'Money Dump' in the case and payment is on the honor system. It should prove to be very useful tool at meetings and events like Oldenburg in October and Washington on the Brazos in November.

We just need to find a person to take this case under their wing and manage it for HABA. Who would like to do that?

A very special thanks needs to go to Charles and Sharon for hosting another great meeting. They make us feel like family and then feed us too! Thank your Charles and Sharon.

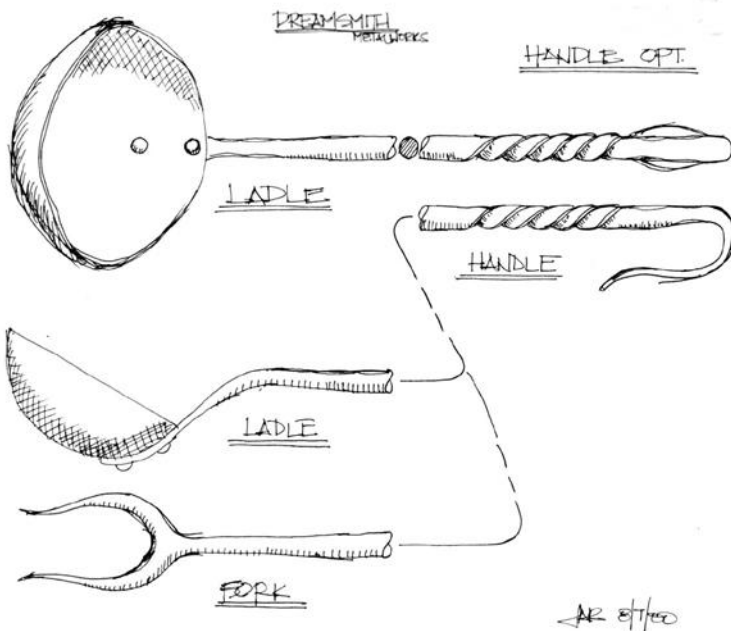
Another very special thanks needs go to Frank Wasters for building the "HABA-Dashery". Frank your talents with wood are greatly appreciated. Thank You.

And a special thanks goes to Byrom Wehner for providing us with a supply of Saturday morning doughnuts. Thank you Byrom!

FUTURE HABA MEETINGS

SEPTEMBER HABA MEETING – SEPTEMBER 16, 2000


The September HABA meeting will start at 9:00 AM September 16 at Tudor Forge.



The September HABA meeting is going to be a workshop conducted by James Ryan of Arlington, TX. I see this meeting as similar to the January meeting where there were a number of forges and extra anvils and everyone who wanted to forge something new had the opportunity to do it.

This meeting is going to be a fundraising workshop.

NOTE: the cost per member or non-member is \$10.00. This is the cost to participate at the forge or to just observe.



The proceeds of this workshop will go towards paying James's expenses and increasing the HABA Demonstrator Account. This account was established last April to sponsor one demonstrator at IronFest. If the Demonstrator Fund is not used for IronFest, the money will be used to bring-in a nationally known demonstrator for a HABA function later in 2001.

The workshop project will be to make skewers, towel rack, ladle and meat fork. There will be a little something for the beginners and the more experienced smiths. This looks like the perfect project to make some sale items for Oldenburg.

OCTOBER HABA MEETING – OCTOBER 5 – 8, 2000

The October HABA meeting will be Hammerfest IV in Oldenburg, TX. The dates this fall are October 5 through 8, Thursday through Sunday.

Hammerfest is an opportunity for any blacksmith from anywhere in the world to come to Oldenburg, sell their work or anything else and demonstrate for the public. HABA is invited to the property of Kenny and Susan Hall at no cost to the smiths. HABA does pass the hat to cover expenses like the prota-jons, water and power provided by our hosts.

This is the fourth Hammerfest at this site. Each year the number of smiths increases and the number of customers increases...including repeat customers. This is the final weekend of the famous Round Top Antique Show. There are thousands of vendors and buyers in the Warreton, Round Top and Shelby area . It seems most of them pass by the Hammerfest site.

If you have not participated in this event before, here is your opportunity. You can sell anything!

HABA will have an auction so remember to donate that old tool you are no longer using or make something the public will love to have.

Up to one half of proceeds generated by an item at the auction can be returned to the person donating the item.

NOVEMBER HABA MEETING – NOVEMBER 10 – 12.

The November HABA meeting will be a very special one. It will be held at Washington on the Brazos State Park – Barrington Living History Farm.

The purpose of this meeting will be to build farm tools for Barrington Farm. Shackles, harrow teeth and possibly steel parts for a plow are on the agenda right now. I am sure there will be enough work to keep anyone as busy as they would like to be. An objective of this effort is to complete the work started during the weekend.

Any blacksmith from anywhere in the world is invited to come to the park and work. Camping will be made available in the park Friday and Saturday nights. All the work done for Barrington Farm will be done in public.

A year ago HABA brought blacksmiths from across Texas to build all the door, shutter, and gate hardware and a fireplace crane for Barrington Farm. Production was started one weekend and was concluded by September 1, 1999. All the work was done at the farm and the public was not invited.

Barrington Farm had it's grand opening in March of 2000.

DECEMBER HABA MEETING.

As is the custom, no HABA meeting is planned for the month of December.

BUSINESS ISSUES

MEMBERSHIP

The official HABA Membership presently stands at XXXX Members. This level of Membership is a lot lower than expected for this time in the HABA Membership Drive. I suspect one reason for the low level of dues paying members is the fact that HABA never collected dues before.

The hard copy mailing list for this edition of *The HABA Letter* includes the dues paying members and those people the editor, arbitrarily and capriciously decided intend to pay dues to HABA but have just not got around to it. This means some people still have another chance to 'sign-up' before *The HABA Letter* stops coming in the mail.

HABA HATS FOR SALE



HABA hats went on sale at the June meeting. They are fine looking hats. The color is just like you see in this black and white picture, gray top and black brim. The cost is only \$10.00.

IRONFEST T-SHIRTS FOR SALE



HABA supports IronFest. One of the ways HABA members can demonstrate their support for IronFest is to help get the word out. Let other people know that there will be a big regional balcksmithing conference in Grapevine, Texas next year, June 1–3, 2001. See www.ironfest.org for the latest information.

The shirt says it all and at just \$10.00 per shirt. Pick one up and wear it to spread the word.

Rust Finish for Steel

By Brad Silberberg, Bradley Metal Design, Inc.

Part 1 of 2

This finish will be a polished rust -- having the look of a old, well-used tool. It is an interior finish only, and if

placed outside will continue to rust.

Surface preparation: First, sand blast the piece to be rusted to bare metal. Then, smooth the surface with a motorized wire brush wheel until shiny silver. (Brushing alone will not remove all of the black oxide from a forging.) Make sure that the wire brush wheel is not full of oil or grease from a previous work piece or it may get on the piece to be rusted and keep rust from forming. (New wire wheels are oiled at the factory.) Wear gloves to keep the oil from your hands off the piece as well.

Rusting solution: Mix up a solution of Ammonium Chloride (common name: Sal Ammoniac) and water, mixing about one teaspoon in one US gallon of water or a pinch in a coffee cup of water. This will form a dilute, buffered hydrochloric acid solution. While this solution is fairly weak, you should wear rubber gloves and eye protection and work in a well ventilated area.

Application: This is messy, so work on small objects in a deep sink, or set up a wood frame with a plastic tarp to make a containment for liquid run-off for large objects. Apply the solution by brush, sponge, or spray bottle to wet the entire surface of the object to be rusted. (For large objects, mix up this solution in a 2 gal. orchard sprayer.) The steel will start to turn yellow in minutes. Try to keep the liquid from pooling in recesses or on flat horizontal areas. Use a dry brush or a gentle blast of compressed air to remove the excess. (The pooled areas will sometimes not rust at all or turn black if the excess is not removed.) Wet the piece frequently with the sal ammoniac solution, rinsing with plain water once in a while between applications. You may need to turn the work over, on its side, or upside down from time to time to get all areas to rust evenly.

If large areas start to turn black, your solution may be too strong. (Experiment with how often to wet with water vs. chemical solution as well.) Edges and high spots sometimes turn black or do not seem to want to rust at all. Rub these areas lightly with a piece of Scotchbrite soaked in the chemical solution. They will usually end up looking like the rest of the piece.

The rate of rust growth is affected by temperature. If your shop is very cold in the winter, the rust will grow very slowly. The repeated evaporation of the rusting solution encourages rust formation and keeping the air around the work piece moving with a breeze from a fan will help. You can really speed up the rusting process by heating the steel before applying the chemical solution. Use a heat gun to get the piece hot-potato hot and mist with a hand sprayer. Shoot the mist above or across the object to be rusted and let it settle onto it. The solution will evaporate very quickly and needs to be repeatedly applied. (Take safety precautions from the fumes.) If the piece starts turning black it is reacting too vigorously and should be rinsed immediately.

COMING EVENTS 2000

HAMMERFEST 2000 - September 9 and 10, 2000

The North Texas Blacksmiths Association will feature Bob Patrick at their 12th Annual Hammerfest 2000. Bob is from Everton, Arkansas and is an expert on forge welding. He started smithing in 1957 and turned professional in 1967. His work includes beautiful traditional items like; lighting, railings and gates. Building horse drawn sleighs is also an entry in his résumé. He will even shoe the horse that pulls the sleigh.

Bob is a popular demonstrator who combines his iron skills with his fine teaching ability.

For more information contact Verl Underwood at: 613 N. Bailey Ave., Fort Worth, TX 76107-1005 or 817-626-5909 or vauder@aol.com.

LOUISIANA METALSMITH'S ASSOCIATION

BANGING ON THE BAYOU – 7, OCTOBER 7-9, 2000

Japheth Howard will be the featured demonstrator and Barry Bailey, metal art instructor from Tulane and Newcomb College will demonstrate a cast iron pour. BOB takes place in Covington, LA.

A heavy duty Clay Spencer treadle hammer will be raffled and you do not need to be present to win. HABA has 25 tickets for sale! Come get them at the next meeting.

For more information contact Randy Ostendorf at 504-892-7066 and bigo@gulfsouth.verio.com.

FREE FRANK TURLEY WEEKEND MINI-CONFERENCE – NOVEMBER 11- 12, 2000

The Gulfcoast Blacksmiths Association (GCBA) is hosting Frank Turley of Santa Fe for a day and a half blacksmithing demonstration, Covington, LA, November 11 and 12, 2000. There will be no cost to attend for GCBA members! Membership is \$20. This is a real opportunity to see an amazing smith shape hot iron with a hammer.

I talked with Frank a little in Flagstaff. I asked him what the '30th' button he was wearing was all about. He said it is the 30th year of the Frank Turley School of Blacksmithing. Frank seems to prefer to substitute 'bootcamp' for school. He said the very first day of the school is spent entirely on forge welding!

For more information contact Chuck Robinson, 607-798-0060 and corbin@datastar.net.

HABA FAMILY MEMBERSHIP FORM

HABA's Membership Drive Continues. The cost of membership is \$20.00 per year. Membership is a Family Membership. HABA Membership entitles the adult members of a family to:

1. Attend all HABA functions at a member's rate.
2. Receive one hard copy of *The HABA Letter* for the family.
3. Receive one Family Membership Card.
4. Be covered by liability insurance at HABA functions.
5. Serve on the HABA Board of Directors.
6. Serve on an Advisory Committee.
7. Serve on Other HABA Committees.

(Note: HABA encourages children less than 18 years of age to attend any HABA function. All children must be accompanied by an adult HABA Family Member.)

Please fill out the Membership Application below and send it to the HABA Treasurer, Larry Hoff at: 8026 Durklyn, Houston, TX 77070-3747. This information will be used to update existing information and to add new people to the new HABA Membership List.

Name: _____ Address _____

City: _____ State: _____ ZIP: _____

Home Phone No.: _____ Work Phone No.: _____

E-Mail Address: _____@_____

Please Check One:

_____ **Yes, I would prefer to receive *The HABA Letter* through the U. S. Mail.**

_____ **Yes, I will retrieve *The HABA Letter* over the internet at www.habairon.org and save HABA some mailing costs.**

Please Check One or More:

_____ **I am interested in serving on the HABA Board of Directors.**

_____ I am interested in serving on the HABA Advisory Board.

_____ I am interested in serving on Other HABA Committees.

Thank you for your support of HABA's work.

HABA Board

The

THE FINE PRINT

The use any of the material in *The HABA Letter* is at your own risk. All persons associated with this material disclaim any responsibility or liability for damages or injuries resulting from the use or application of this information. They assume no responsibility or liability for the accuracy, fitness, proper design, safety or safe use of any information presented here.

Dave Koenig

7418 Branch Point

Houston, TX 77095

TO MAKE LIFE SIMPLER

1. Keep welding fumes away from your breathing zone. Some can be deadly!
1. Avoid procrastination. It's the thief of time.
1. All large fires start small and small fires can be put out with a fire extinguisher hint hint!.
1. The name of all the continents start and end with the same letter.