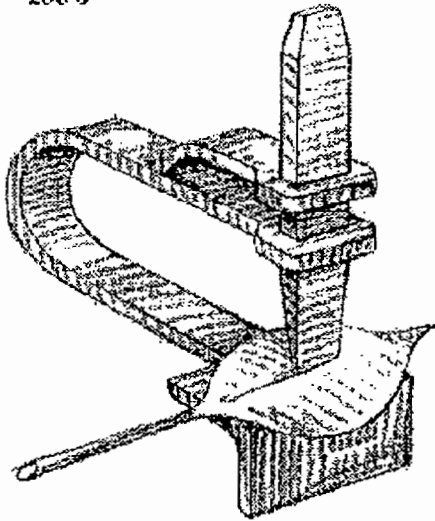


A Very Nice Grooving Tool

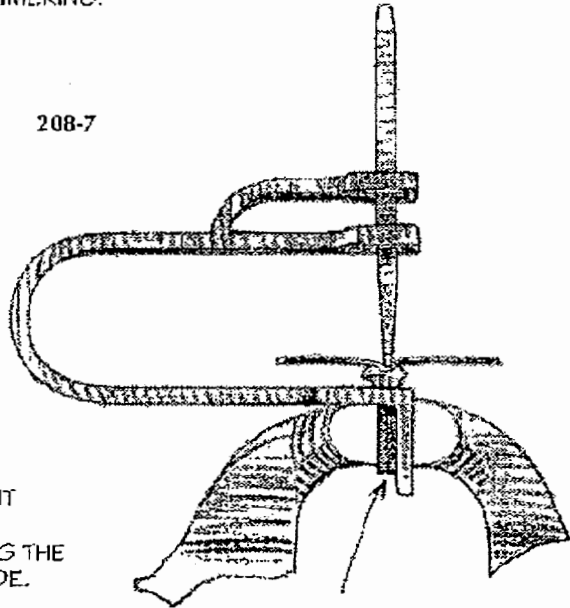
From The Blacksmith Journal By Jerry Hoffman

208-6



REPOUSSÉ GROOVING IS DONE COLD BY DRAWING THE STOCK THROUGH THE PUNCH AND DIE WHILE HAMMERING.


208-7



GROOVING LIGHT STOCK HOT IS POSSIBLE USING THE STOP AS A GUIDE.

CLAMPING THE TOOL IN A VISE HOLDS THE BOTTOM DIE IN PLACE.

208-8



A SPRING FOR HOLDING THE PUNCH UP WHILE MOVING THE STOCK IS HELPFUL WHEN HOT GROOVING

208-9

